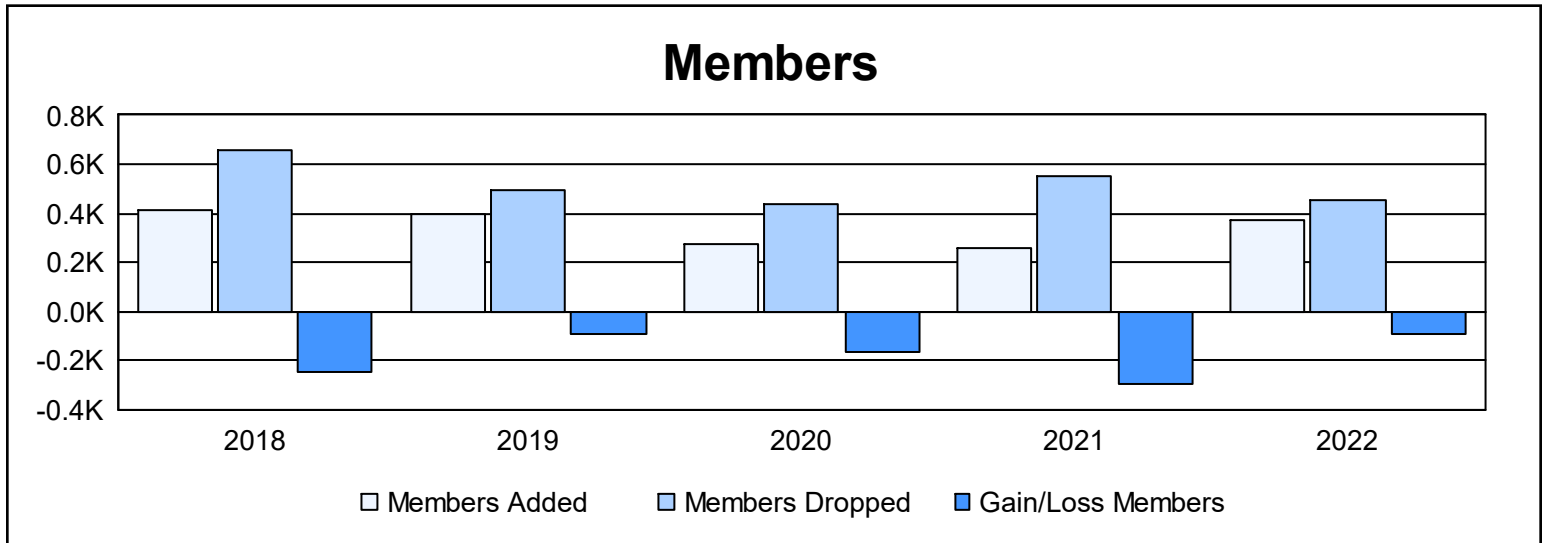
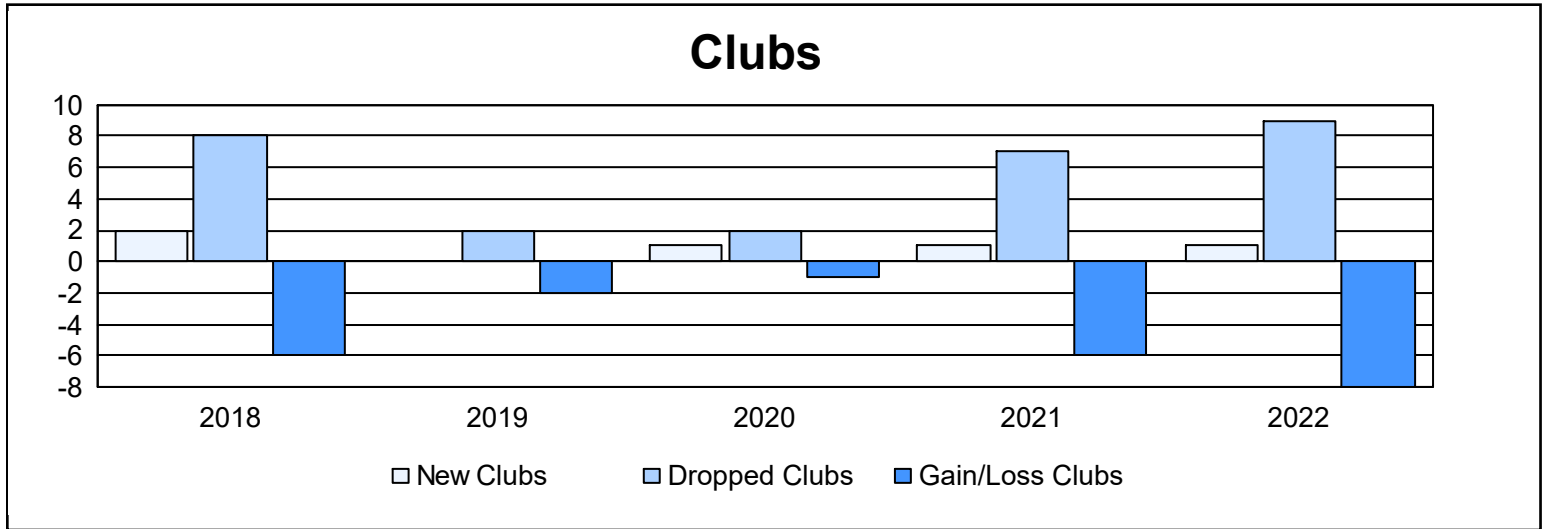
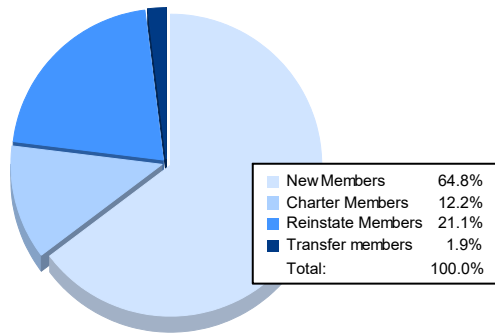


Year	New Clubs	Dropped Clubs	Gain/ Loss Clubs	New Members	Charter Members	Reinstate Members	Transfer Members	Total Member Added	Total Members Dropped	Gain/ Loss Members
2017-2018	2	8	-6	296	88	12	13	409	659	-250
2018-2019	0	2	-2	341	24	29	5	399	494	-95
2019-2020	1	2	-1	212	31	25	9	277	439	-162
2020-2021	1	7	-6	203	18	33	2	256	554	-298
2021-2022	1	9	-8	239	45	78	7	369	457	-88
<b>Average</b>	<b>1</b>	<b>6</b>	<b>-5</b>	<b>258</b>	<b>41</b>	<b>35</b>	<b>7</b>	<b>342</b>	<b>521</b>	<b>-179</b>



### Membership Composition June 2022 Cumulative



### Gender Composition June 2022 Cumulative

